



PINELLAS PREPARATORY ACADEMY

2011 PARENT SURVEY SUMMARY

206 Surveys were returned

Results by Percentage –

	Disagree ¹	Neutral	Agree
My child enjoys attending this school.	0.5%	5.4%	94.1%
The teachers go above and beyond my expectations.	2.0%	10.3%	87.7%
Overall, I am satisfied with the school's administration.	0.5%	2.9%	96.6%
Overall, I am satisfied with the academic program being offered at my child's school.	1.5%	2.5%	96.1%
I feel my child is safe while attending school.	0.5%	0.0%	99.5%
My school welcomes and respects my opinions and concerns regarding school issues.	0.5%	7.5%	92.0%
My child's school offers me many opportunities for parental involvement.	1.0%	3.0%	96.1%
I would recommend this school to my friends who have school age children.	0.5%	0.5%	99.0%
My child is being challenged this year to reach his/her potential.	2.5%	4.4%	93.1%
Issues are dealt with in a professional way.	0.5%	7.8%	91.7%
The online homework and grade book have been helpful to my family.	4.9%	8.8%	86.3%
I believe my child benefits from learning another language.	0.0%	4.9%	95.1%
Overall I am satisfied with Pinellas Preparatory Academy.	0.0%	0.5%	99.5%

Results by Response –

	Strongly Disagree ¹	Disagree	Neutral	Agree	Strongly Agree
My child enjoys attending this school.	0	1	11	73	120
The teachers go above and beyond my expectations.	0	4	21	92	86
Overall, I am satisfied with the school's administration.	0	1	6	78	120
Overall, I am satisfied with the academic program being offered at my child's school.	0	3	5	96	99
I feel my child is safe while attending school.	0	1	0	57	144
My school welcomes and respects my opinions and concerns regarding school issues.	0	1	15	81	104
My child's school offers me many opportunities for parental involvement.	0	2	6	67	128
I would recommend this school to my friends who have school age children.	0	1	1	49	154
My child is being challenged this year to reach his/her potential.	1	4	9	74	116
Issues are dealt with in a professional way.	0	1	16	72	115
The online homework and grade book have been helpful to my family.	4	6	18	53	123
I believe my child benefits from learning another language.	0	0	10	46	147
Overall I am satisfied with Pinellas Preparatory Academy.	0	0	1	54	149

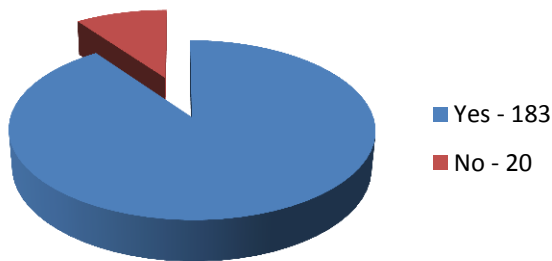
¹ Two responses selected "Strongly Disagree" on all survey questions; however, all of the written comments on those two surveys were positive. We assume that the person completing the survey misread the headings of the columns, and have recorded the results as "Strongly Agree"

Results by Grade –

Maximum of "5" points per question,
5=Strongly Agree, 1=Strongly Disagree.

	4 th Grade	5 th Grade	6 th Grade	7 th Grade	8 th Grade
Total Responses At Each Grade Level (Percent of total students)	33 (75%)	57 (65%)	60 (68%)	35 (40%)	43 (49%)
My child enjoys attending this school.	4.58	4.50	4.65	4.35	4.46
The teachers go above and beyond my expectations.	4.18	4.33	4.32	4.00	4.46
Overall, I am satisfied with the school's administration.	4.48	4.59	4.60	4.38	4.63
Overall, I am satisfied with the academic program being offered at my child's school.	4.35	4.38	4.48	4.20	4.67
I feel my child is safe while attending school.	4.63	4.69	4.75	4.60	4.78
My school welcomes and respects my opinions and concerns regarding school issues.	4.38	4.44	4.46	4.23	4.67
My child's school offers me many opportunities for parental involvement.	4.48	4.56	4.65	4.41	4.68
I would recommend this school to my friends who have school age children.	4.73	4.75	4.80	4.53	4.83
My child is being challenged this year to reach his/her potential.	4.48	4.41	4.52	4.20	4.62
Issues are dealt with in a professional way.	4.33	4.57	4.54	4.17	4.69
The online homework and grade book have been helpful to my family.	3.76	4.45	4.54	4.47	4.67
I believe my child benefits from learning another language.	4.70	4.73	4.63	4.58	4.74
Overall I am satisfied with Pinellas Preparatory Academy.	4.66	4.74	4.76	4.63	4.88
Averages	4.44	4.55	4.59	4.37	4.68

Do you check to see if your child has completed his or her homework every night?

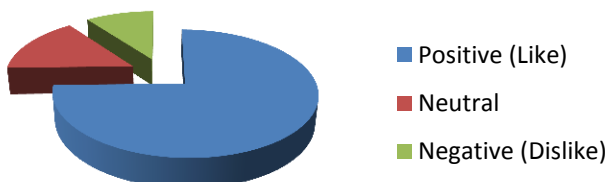


On average, how many minutes does your child spend doing homework each night?

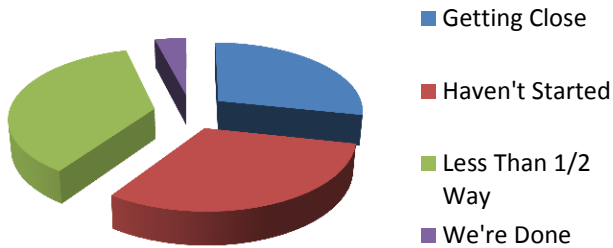
Grade	Average
4th	58.97
5th	58.86
6th	78.73
7th	67.36
8th	72.62
Grand Total	68.01

* Range responses were indicated by the middle of the range (i.e. 60-120 minutes was recorded as 90 minutes)

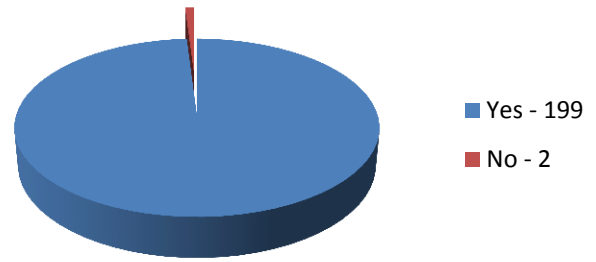
What are your thoughts on the behavior program currently being used by PPA?



How close are you to completing our goal of having every family spend 20 hours of volunteering at the school?



Does your child have access to a computer/internet to do his or her homework at home?



How would you rank the academic performance of PPA?

(1 = poorest, 10 = highest)

Grade	Average
4th	8.8
5th	8.1
6th	8.5
7th	8.1
8th	8.7
Grand Total	8.6

How would you rank your child's motivation for being successful in school?

(1 = poorest, 10 = highest)

Grade	Average
4th	8.3
5th	8.0
6th	8.6
7th	8.5
8th	8.0
Grand Total	8.4

What are PPA's biggest strengths?

Summary of responses:

Academics (95)

- Curriculum (15)
- Extra curriculars / Clubs (12)
- Academics (11)
- Spanish (9)
- Learning Environment (6)
- Creativity (5)
- Individualized (5)
- Music (4)
- Methods / Multiple-Intelligences (4)
- Field Trips (3)
- Teacher Freedom (3)
- High Expectations (3)
- Homogenous Grouping (2)
- Gifted (2)
- Art (2)
- Not FCAT Focused (2)
- Accelerated Math (1)
- Cooperative Learning (1)
- Project Based Learning (1)
- "A" School (1)
- Honors (1)
- Challenging (1)
- Phys. Ed. (1)

Services (48)

- Communication (28)
- Online Tools / Gradebook Wizard (9)
- Parent Involvement (9)
- Technology (2)

Staff (118)

- Teachers (62)
- Principal (31)
- Staff (19)
- Office Staff (4)
- Dedication (1)
- Teach Responsibility (1)

General (115)

- Small School (35)
- Behavior (12)
- Sports (11)
- Safety (11)
- Community / Family Atmosphere (9)
- Small Classes (8)
- Great Kids (8)
- No Bullying (6)
- Car Circle (3)
- Organization (3)
- School Hours (3)
- Recess (1)
- Aftercare available (1)
- Stability (1)
- Fair rules (1)
- Fun activities (1)
- Exclusivity (1)

What are PPA's biggest difficulties?

Summary of responses

(For issues listed more than once)

Academics (21)

- Language Arts (6)
- Need more info on work (3)
- Motivating Students (2)
- Too many movies (2)
- Academic Challenge (2)
- Excessive Homework (2)
- Computer Instruction (2)
- Not creative (2)

Facilities / Location (73)

- Playground / PE Field (18)
- Traffic / Construction (15)
- Space (14)
- Location (11)
- Gymnasium/Cafeteria (9)
- Parking (6)

Programs (32)

- Lunch (14)
- Transportation (5)
- GBW Updating (4)
- Not enough sports (3)
- After Care (2)
- Lack of Programs (2)
- Club variety (2)

General (47)

- None (19)
- Car Circle (11)
- Stay small (3)
- Behavior (3)
- Parents use of computers (3)
- No High School (2)
- Inter-staff communication (2)
- Teacher-Parent Communication (2)
- Budget Constraints (2)

What initially brought you to PPA? Have we lived up to those expectations?

Summary of responses:

Academics (85)

- Academics (85)
- Curriiculum and Academics (28)
- Creativity (11)
- Methods (8)
- Math Program (7)
- Learning Environment (7)
- Not FCAT Focused (7)
- Spanish (6)
- Gifted (4)
- Great School (2)
- Clubs (2)
- Specials (2)
- Homework (1)

Other (158)

- Small Classes/School (43)
- Word of mouth (42)
- Strict Behavior (13)
- Private School Feel (10)
- Letter in mail (7)
- Athletics (7)
- Atmosphere/Family Oriented (6)
- Bad Local Schools (5)
- Safe (5)
- Teachers (5)
- Includes Middle School (4)
- Students (4)
- Location (3)
- Hours (1)
- School Choice Fair (1)
- Parent Involvement (1)
- Communication (1)